



Switching Components Co

Key Switch Legends























LTO040-5

0 OFF ON	1 0 I II	2 LIGHT WORD OFF LIGHT - FAN	3 NORMAL ATTENDANT	3A NORMAL CAR PREF.
2 Pole 1 or 2 Key Entry	4 Pole 4 Key Entry	4 Pole 3 Key Entry	2 Pole 1 or 2 Key Entry	2 Pole 1 or 2 Key Entry
3B NORMAL SERVICE	4 ON OFF LIGHT	5 LIGHT IND FAN	6 CUSTOMER SERVICE ATTENDANT AUTO	6A CUSTOMER SERVICE CAR-PREF AUTO
2 Pole 1 or 2 Key Entry	2 Pole 1 or 2 Key Entry	4 Pole 3 Key Entry	4 Pole 4 Key Entry	4 Pole 4 Key Entry
7 BASEMENT FLOOR	8 LOWER GROUND FLOOR	9 FIRST FLOOR	10 SECOND FLOOR	11 THIRD FLOOR
2 Pole 1 or 2 Key Entry	2 Pole 1 or 2 Key Entry	2 Pole 1 or 2 Key Entry	2 Pole 1 or 2 Key Entry	2 Pole 1 or 2 Key Entry
12 FOURTH FLOOR	13 FIFTH FLOOR	14 SIXTH FLOOR	15 SEVENTH FLOOR	16 NORMAL GOODS
2 Pole 1 or 2 Key Entry	2 Pole 1 or 2 Key Entry	2 Pole 1 or 2 Key Entry	2 Pole 1 or 2 Key Entry	2 Pole 1 or 2 Key Entry
17 OFF ON FAN	18 OFF ON LIGHT	19 OFF ON IND. SERVICE	20 OFF ON FIRE <small>RED BACKGROUND</small>	21 OFF ON BYPASS FIRE <small>RED BACKGROUND</small>
2 Pole 1 or 2 Key Entry	2 Pole 1 or 2 Key Entry	2 Pole 1 or 2 Key Entry	2 Pole 1 or 2 Key Entry	4 Pole 3 Key Entry
22 OFF ON DOOR OPEN	23 HOLD OFF ON FIRE SERV. <small>RED BACKGROUND</small>	24 OFF ON BYPASS PHOTO EYE	25 OFF ON CANCEL FIRE SERV. <small>RED BACKGROUND</small>	26 OFF ON TOP CAR INSP.
2 Pole 1 or 2 Key Entry	4 Pole 3 Key Entry	4 Pole 3 Key Entry	4 Pole 3 Key Entry	2 Pole 1 or 2 Key Entry
27 ROOF LEVEL	28 OFF ON BYPASS FIRE SERV. <small>RED BACKGROUND</small>	29 LIGHT IND. OFF LIGHT IND.	30 OFF ON DOOR HOLD	31 ON OFF BYPASS
2 Pole 1 or 2 Key Entry	4 Pole 3 Key Entry	4 Pole 3 Key Entry	2 Pole 1 or 2 Key Entry	4 Pole 2 or 3 Key Entry
32 OFF ON PUSH ISOLATE	33 OFF ON TEST EMERGENCY LIGHT <small>RED BACKGROUND</small>	34 OFF ON UPPER GROUND FLOOR <small>RED BACKGROUND</small>	35 GROUND FLOOR	36 OFF ON FLOOR BUTTONS
2 Pole 1 or 2 Key Entry	2 Pole 1 or 2 Key Entry	2 Pole 1 or 2 Key Entry	2 Pole 1 or 2 Key Entry	2 Pole 1 or 2 Key Entry
37 OFF ON ACT. B AND M	38 OFF ON ACT. ALL FLOORS	39 OFF ON OUT OF SERVICE	40 LIGHT IND LIGHT & DOOR HOLD	41 OFF ON ACTIVATE
2 Pole 1 or 2 Key Entry	2 Pole 1 or 2 Key Entry	2 Pole 1 or 2 Key Entry	4 Pole 3 Key Entry	2 Pole 1 or 2 Key Entry
42 AUTO MANUAL	43 OFF ON AUTO. RETURN	44 OFF ON EMERGENCY RECALL <small>RED BACKGROUND</small>	45 MEZZANINE FLOOR	46 UPPER FLOOR SERV.
2 Pole 1 or 2 Key Entry	2 Pole 1 or 2 Key Entry	2 Pole 1 or 2 Key Entry	2 Pole 1 or 2 Key Entry	2 Pole 1 or 2 Key Entry
47 OFF ON MG	48 2 1 3 AUTO	49 HOLD ON OFF	50 AUTO ON OFF	51 EIGHTH FLOOR
2 Pole 1 or 2 Key Entry	4 Pole 3 or 4 Key Entry	4 Pole 3 Key Entry	4 Pole 3 Key Entry	2 Pole 1 or 2 Key Entry
52 NINTH FLOOR	53 TENTH FLOOR	54 CUSTOMER SERVICE AUTO	55 OFF ON CAR ISOLATION	56 0 1 SERVICE
2 Pole 1 or 2 Key Entry	2 Pole 1 or 2 Key Entry	2 Pole 1 or 2 Key Entry	2 Pole 2 Key Entry	2 Pole 1 or 2 Key Entry

www.switchcomp.com

Tel. 44 (0) 01342 313036 Fax. 44 (0) 01342 314452 email: sales@switchcomp.com
UNIT 18, CHARLWOODS ROAD, EAST GRINSTEAD, WEST SUSSEX, RH19 2HL

Key Switch Legends Continued

57  LIGHT 2 Pole 2 Key Entry	58 RED BACKGROUND  FIRE SERVICE 2 Pole 1 or 2 Key Entry	59 BOTH FRONT DOOR  REAR DOOR 4 Pole 3 Key Entry	60 SHUTDOWN  RUN 2 Pole 1 or 2 Key Entry	61 OFF  ON REAR DOORS 4 Pole 3 Key Entry
62 NORMAL OFF  CAR PREF 2 Pole 1 or 2 Key Entry	63  HORS SERVICE 2 Pole 1 or 2 Key Entry	64 OFF TEST  ON CAR LIGHT 4 Pole 3 Key Entry	65 (PLAIN, NO WORDING)  2 or 4 Pole 1 to 4 Key Entry	66 LIGHT - FAN OFF  IND. LIGHT - IND 4 Pole 4 Key Entry
67 OFF ON F/R  ON/F IND SERVICE 4 Pole 4 Key Entry	68 OFF  LIGHT LIGHT - FAN 4 Pole 3 Key Entry	69 OFF  ON CALL LIFT UP 2 Pole 1 or 2 Key Entry	70 OFF  ON CALL LIFT DOWN 2 Pole 1 or 2 Key Entry	71 OFF  ON ISOLATE 3RD FLOOR 2 Pole 1 or 2 Key Entry
72 OFF  ON CAR PRIORITY 2 Pole 1 or 2 Key Entry	73 OFF  ON VOICE 2 Pole 1 or 2 Key Entry	74  ELEVENTH FLOOR 2 Pole 1 or 2 Key Entry	75 OFF RED BACKGROUND  ON EMERGENCY 2 Pole 1 or 2 Key Entry	76 NORMAL  OFF CAR PREF 2 Pole 2 or 3 Key Entry
77 ON OFF  START 2 Pole 2 or 3 Key Entry	78 ON  BYPASS AUTO 2 Pole 2 or 3 Key Entry			